



MAKE
DATA
COUNT

ALFRED P. SLOAN
FOUNDATION



n



Stephen Abrams
California Digital Library



Amber Budden
DataONE



John Chodacki
California Digital Library



Trisha Cruse
DataCite



Martin Fenner
DataCite



Kristian Garza
DataCite



Matt Jones
DataONE



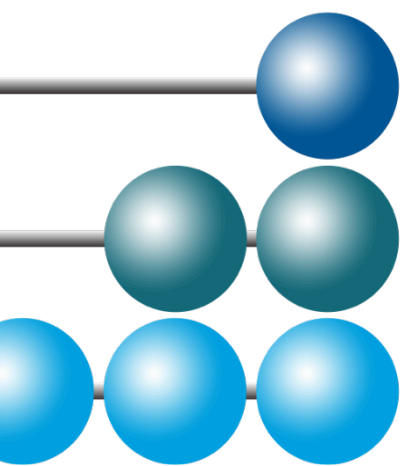
Daniella Lowenberg
California Digital Library



Dave
Da

In partnership with:
Lorraine Estelle, Project COUNTER
Paul Needham, Project COUNTER





History & Project Goal



Award Abstract #1448821

Making Data Count: Developing a Data Metrics Pilot

Making Data Count survey responses

Kratz, John

Strasser, Carly

Publication date: March 25, 2015

Comment | [OPEN](#)

Making data count

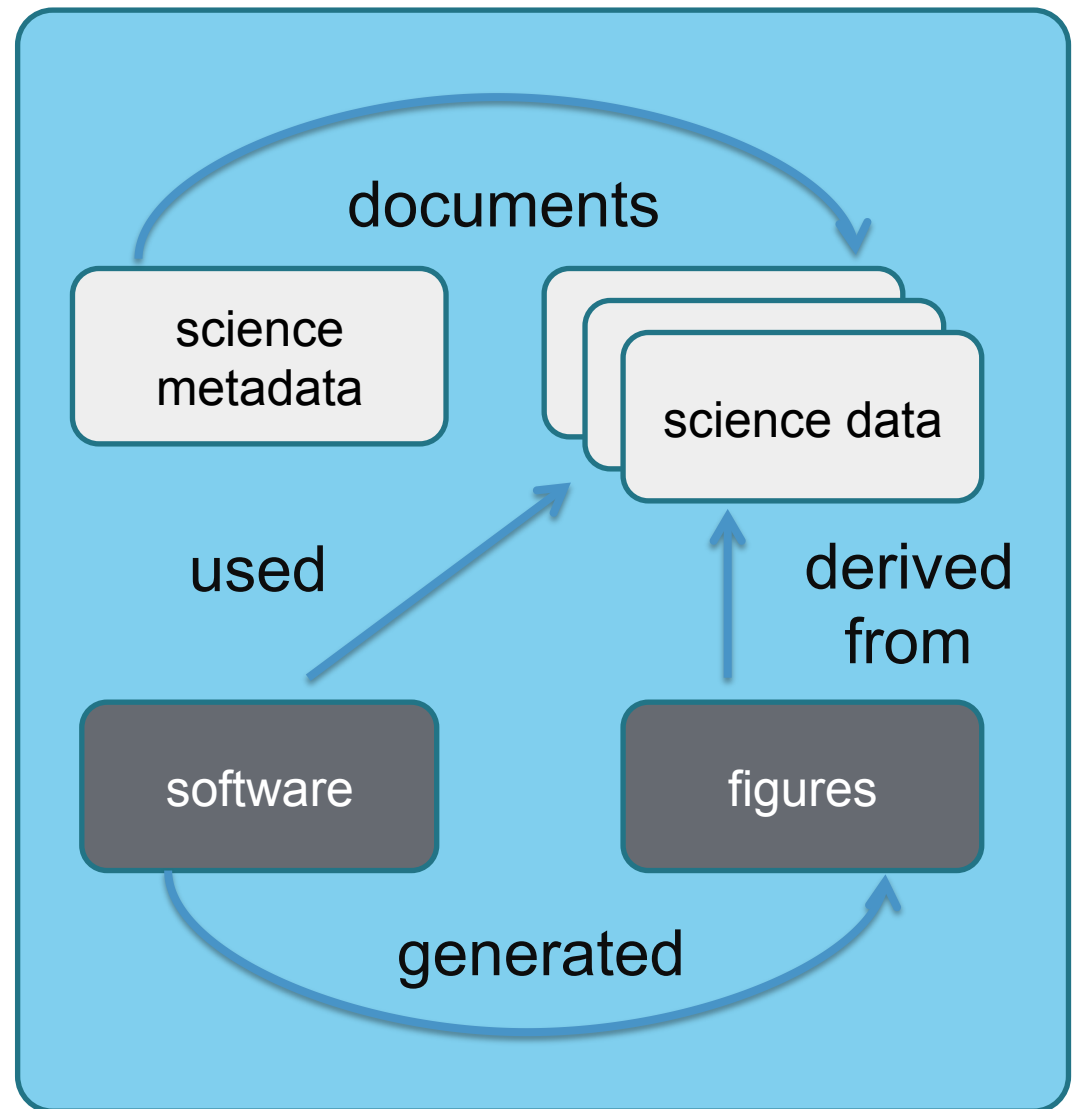
John E. Kratz  & Carly Strasser



University of California
CDL
California Digital Library



Package



“

Majorities of both researchers and data managers ranked landing page views as the least interesting metric. Researchers consistently ranked downloads as the second most interesting, while data managers (who were given a longer list to rank) put them in the middle. Resoundingly, both researchers and data managers measure scholarly prestige in citations; 85% of researchers and 61% of data managers ranked citations as the most interesting metric. This ordering—viewing, downloading, citing—is consistent with the results our previous researcher survey⁴. It

ng Data
nt 2016



University of California

CDL

California Digital Library



DataCite

FIND, ACCESS, AND REUSE DATA

DataONE

GORDON AND BETTY
MOORE
FOUNDATION

Journal Articles

Currency of research

ALMS (Citations, Views, Downloads)

Data Publication

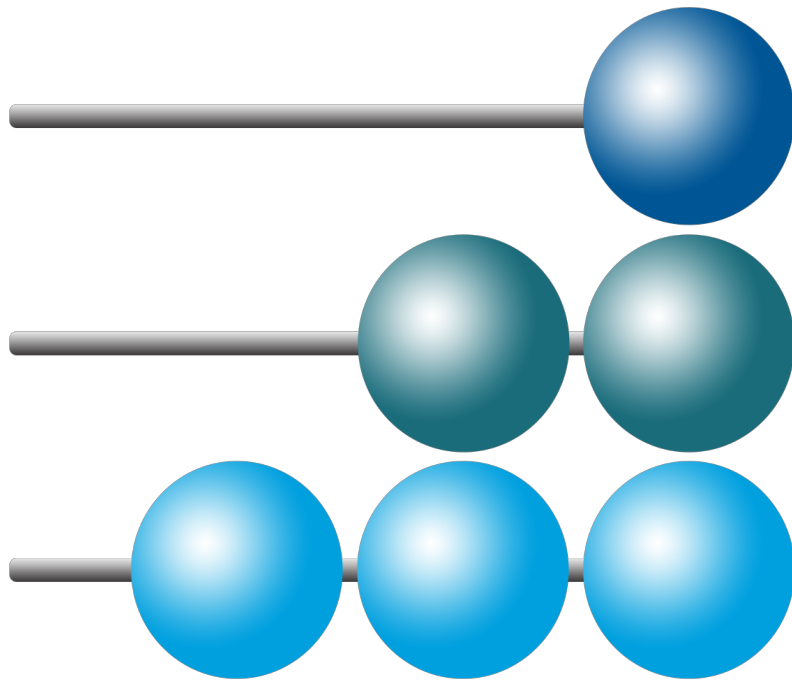
1st class scholarly object

No current infrastructure or community best practice

...but data play a larger role in the research process



University of California



MAKE

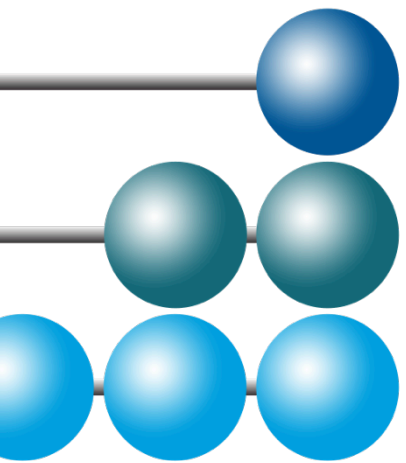
DATA

COUN

Data Count 2019

1. **Formal recommendation** for measuring data usage
2. **Develop Hub** for all *Data Level Metrics* (DLM)
3. Make **usage tracking** easier
4. **Drive adoption** by showing how it can be done (easily)
5. **Engage across** all research communities
6. **Iterate!**

Data Level Metrics Landscape Survey



ips We
ed With

ConsortiaManager

CSIR

DataMap

Elsevier

EMBL/EBI

GigaScience

LSAP

Netherlands Institute of Ecology

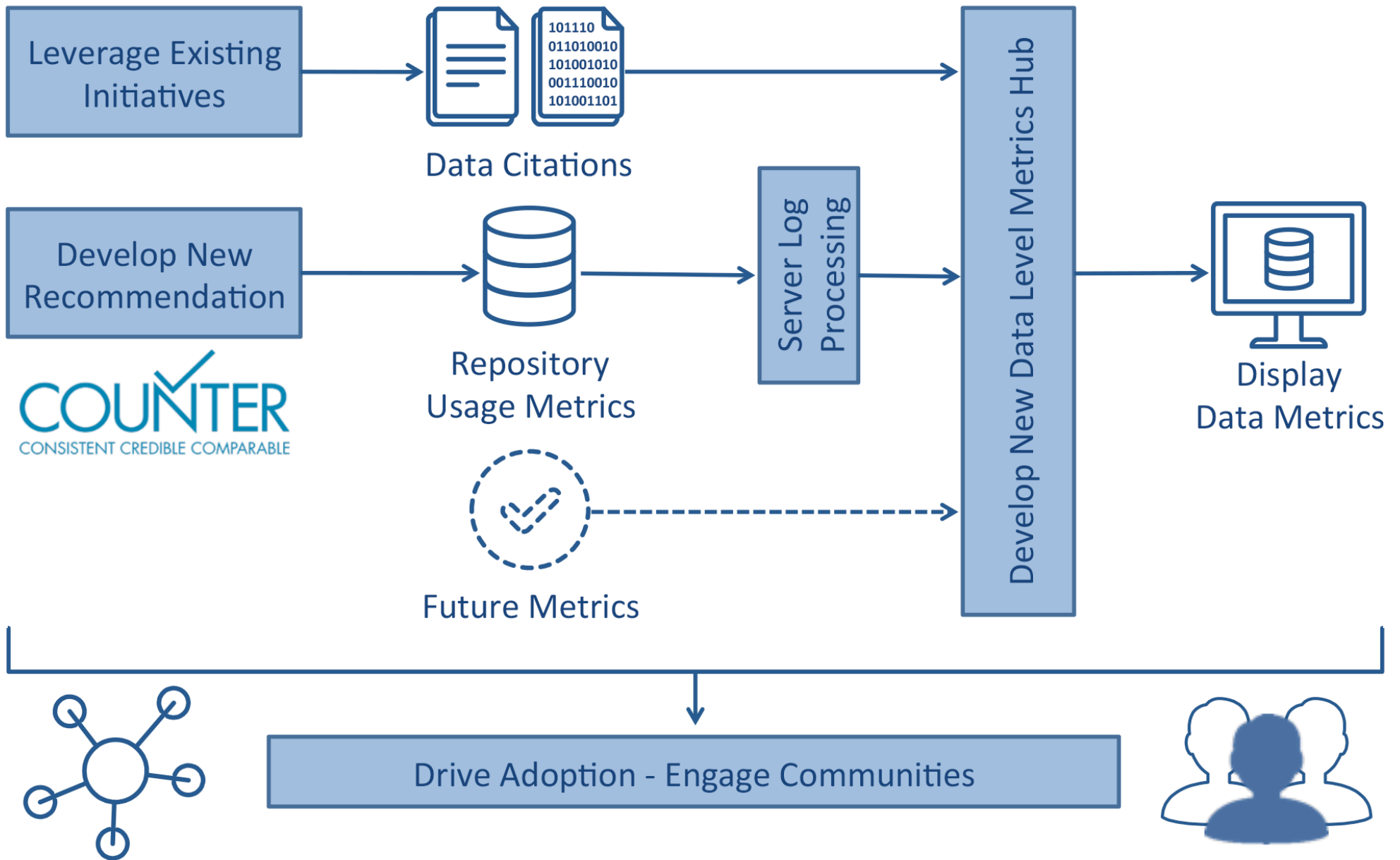
RAMP Project

USDA

University of Wisconsin

t We Need

A better system to monitor and track usage & impact metrics



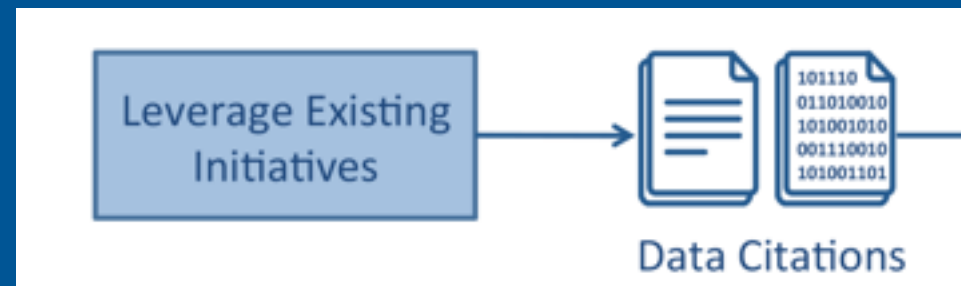
makedatacount.org @makedatacount



**Data Citations in
Event Data**



Crossref &
DataCite APIs



COUNTER Code of Practice for Research Data |

Draft 1

December 8, 2017

COUNTER Code of Practice for Research Data Draft 1	1
Executive Summary	1
Introduction	3
1.1. Relationship to COUNTER Code of Practice Release 5	3
1.2 Key Definitions	3
1.3 Scope	3
Processing Rules for Usage Data	4
2.1 Persistent Identifiers and metadata	4
2.2 Return Codes	4
2.3 User-Sessions and Double-Click Filtering	5
2.4 Excluding Robots, Crawlers and Spiders	5
Reporting	5
3.1 Metric Types	5
3.2 Time Periods	6
3.3 Report Format	6
Appendices	7
Appendix A: Glossary of Terms	7
Appendix B: Normative References	11



Open Code of Practice for Research Data

Metrics for research data allow data repositories, libraries, funders, and other stakeholders to understand and demonstrate the value of research data

“ ”

Citations



Usage



Social Media

Are Usage Metrics Different for Research ?

Use cases: no need to track access by institution (subscriptions), as most research data are freely available

Granularity: datasets frequently include many individual files, and are aggregated, merged and split

Versions: research data frequently have many versions

Non-human users: Scripts and other automated tools are frequently used to fetch research data

Processing



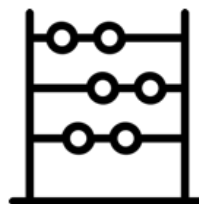
Log-files



Double clicks



User agents



Counts



Data volume

Reporting



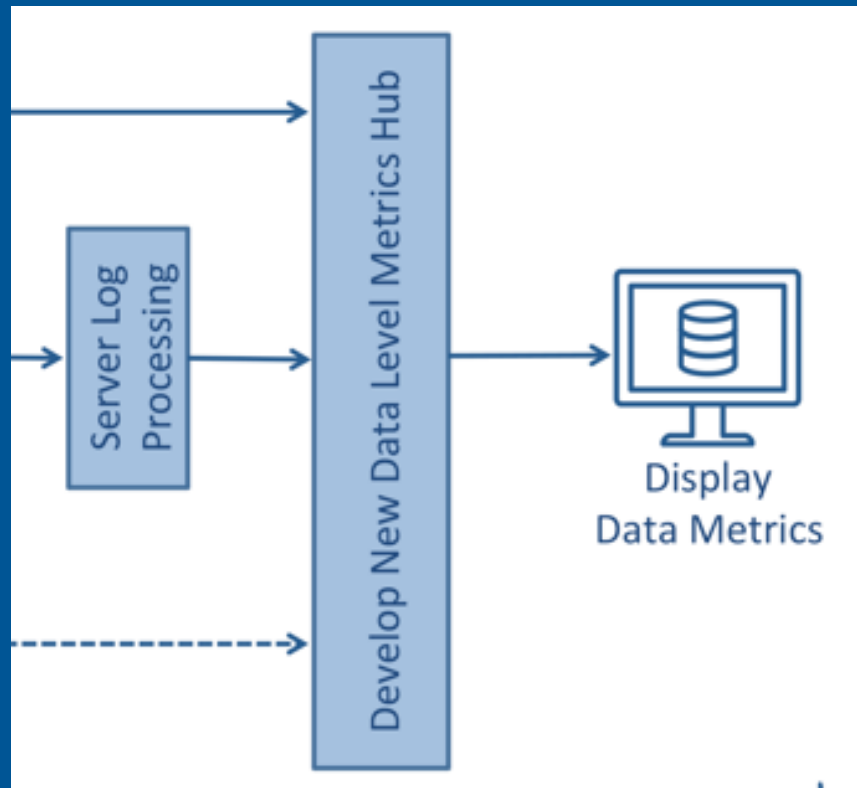
Metric Types



Access Methods



Sessions



← MVP 6 / 38

1 Determine use cases for API

MVP MVP S10: Hub Rest API

Technical Hub

← Next 1 / 7

5 Learn about Sushi

MVP MVP S10: Hub Rest API

Technical Hub

← In Progress 1 / 7

116 Create DataCite Index for MDC usage data

MVP MVP Technical Hub

Make Data Count Update: November, 2017



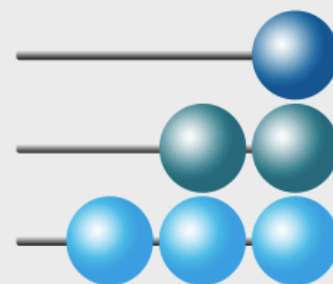
Make Data Count

@makedatacount Follows you

Project from [@CalDigLib](#), [@DataCite](#),
[@DataONEorg](#) to elevate data to a first-
class research output

makedatacount.org

Drive Adoption - Engage Communities



MAKE DATA COUNT

Please enter your email address and full name to sign-up for our mailing list.

Email Address

Full Name

Subscribe to list

s to
involved

COUNTER Code of Practice for Research Data

- Please provide feedback!
- Preprint Winter, 2017

Data Metrics Landscape and Early Adopters Survey

- Repositories interested in implementing DLMs
- Community Outreach

Conferences & MDC Roadmap

We need your help to make this a success

<https://makedatacount.org>
@MakeDataCount

ALFRED P. SLOAN
FOUNDATION

